Warning

- Ask a qualified installer or contractor to install this product. Do not try to install the product yourself. Improper installation can result in water or refrigerant leakage, electrical shock, fire or explosion.
- Use only those parts and accessories supplied or specified by Daikin. Ask a qualified installer or contractor to install those parts and accessories. Use of unauthorized parts and accessories or improper installation of parts and accessories can result in water or refrigerant leakage, electrical shock, fire or explosion.
- Read the User's Manual carefully before using this product. The User's Manual provides important safety instructions and warning. Be sure to follow these instructions and warnings.

For any inquiries, contact your local distributor.

Cautions on product corrotion

1. Air conditioners should not be installed in areas where corrosive gases, such as acid gas or alkaline gas, are produced.
2. If the outdoor unit is to be installed close to the sea shore, direct exposure to the sea breeze should be avoided and choose an outdoor unit with anti-corrosion treatment.

The air conditioners manufactured by Daikin Industries have received ISO 9000 series certification for quality assurance.

Certificate Number:
(IS/ISO9001) JM-0187 (IS/ISO9002) JQA-A1452
JQA-0892

The air conditioning factories of Daikin Industries have received environmental management system standard ISO 14001

Head Office / Tokyo Office
Certificate Number: IC09J0333
Shiga Plant
Certificate Number: IC09J0544
Sakai Plant
Certificate Number: JQA-E90009
Sodegaura Plant
Certificate Number: IC09J0037

Dealer

DAIKIN INDUSTRIES, LTD.
Head Office:
Umeda Center Bldg., 4-12, Nakazaki-Nishi 2-chome, Kita-ku, Osaka, 530-8323 Japan
Tokyo Office:
Shinjuku Sumitomo Bldg., 6-1, Nishi-Shinjuku 2-chome, Shinjuku-ku, Tokyo, 163-0235 Japan
http://www.daikin.com/global/

©All rights reserved
Printed in Japan 05/04/003 Y K

• The specifications, designs, and information in this brochure are subject to change without notice.

DAIKIN

PCV0347

VRV II-S

THE INTELLIGENT AIR CONDITIONING SYSTEM

A special version of the VRV II for small offices and shops

Inverter COOLING ONLY TYPE 50 Hz
Inverter HEAT PUMP TYPE 50/60 Hz

An intelligent air conditioning system tailored to suit small offices and shops

***S**pace saving*, ***S**mall capacity*, ***S**lim design*, ***S**ilent operation* and ***S**ingle phase power supply*—based on these "5S" concept, Daikin have remodeled the acclaimed VRV II system aiming to provide the precise power and compactness required by small offices and shops. Introducing the special version of the VRV II system—the VRV II-S.

>> Slim, compact and small capacity

The VRV II-S is highly space saving, featuring a slimmer and more compact outdoor unit compared to conventional models. It is suitable for small offices and shops with the small capacities of 4, 5 and 6 HP.

>> Silent operation

Latest technologies and features are applied to the VRV II-S system to reduce operating sound and ensure comfortable operation.

The "5S" concept of VRV II-S

- ***S**pace saving*
- ***S**ilent operation*
- ***S**mall capacity*
- ***S**ingle phase power supply*
- ***S**lim design*

Outdoor unit can be installed on a balcony

The compact, trunk-shaped outdoor unit can easily be installed on a balcony, realizing complete system installation within each floor. This enables more useful utilization of the space on the building rooftop.

Wide range of choices

To suit every room in small offices and shops, the VRV II-S system offers wide range of indoor and

Newly developed slim ceiling mounted duct type indoor unit

New

A wide range of both indoor and outdoor units

Outdoor units
3 models
4 HP (11.2 kW), 5 HP (14 kW), 6 HP (15.5 kW)

Outdoor unit can be selected from three models for the precise power to suit the size of your office. The trunk-shaped outdoor unit can be neatly installed outside the office.

Indoor units
12 types 77 models

A wide range of indoor units includes 77 models in 12 types. The indoor units can be selected to match every room and preference.



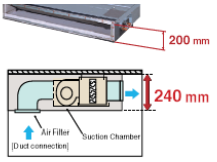

>> Super-slim 200 mm in height achieved.

Only 200 mm in height, this new model can be installed in rooms with as little as 240 mm depth between the drop ceiling and ceiling slab.

>> Top level quietness

Sound level 33/29 dB (High / Low)

FXD20MVE [When 20 Pa]

* The values of operation sound level represent those for rear-suction operation. Sound level values for bottom-suction operation can be obtained by adding 5 dB.

>> Selectable external static pressure

External static pressure selectable (20Pa-49Pa / factory set : 20Pa) switching make this indoor unit a very comfortable and flexible model.

>> Features a high-lift drainpipe

The improved mechanism provides an increased lift for the drainpipe of up to 750 mm from the bottom of the unit.

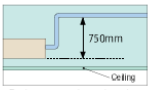

• Drain-up pump is equipped as standard accessory with 750mm lift.

Indoor unit lineup 12 types 77 models

Type	Model	Capacity Range 20(0.8HP)	25(1 HP)	35(1.25 HP)	40(1.6HP)	50(2 HP)	63(2.5 HP)	80(3.2HP)	100 (4HP)	125(5 HP)
Ceiling mounted cassette (Double-flow)	FXC-L	●	●	●	●	●	●	●		●
Ceiling mounted cassette (Multi-flow) Super cassette	FXF-L		●	●	●	●	●	●	●	●
Ceiling mounted cassette corner	FXK-L		●	●	●		●			
Slim ceiling mounted duct	FXD-M (New)	●	●	●	●	●	●			
Ceiling mounted duct (Low silhouette type)	FXYD-KA	●	●	●	●	●	●			
Ceiling mounted built-in	FXS-L	●	●	●	●	●	●	●	●	●
Ceiling mounted built-in with rear suction	FXYB-K*	●	●	●	●	●	●	●	●	●
Ceiling mounted duct	FXM-L				●	●	●	●	●	●
Ceiling suspended	FXH-L			●			●		●	
Wall mounted	FXA-L	●	●	●	●	●	●			
Floor standing	FXL-L	●	●	●	●	●	●			
Concealed floor standing	FXN-L	●	●	●	●	●	●			

* FXYB-K is a dedicated 50 Hz model. A special order is required for 60 Hz models.

Energy efficiency and quiet operation

Outdoor units have been newly designed using the latest technologies to ensure excellent energy saving performance and quiet operation.

High COP during both cooling and heating operation

One of the top features of the VRV II-S is its superb energy efficiency. It achieves high COP during cooling and heating operation by employing refined components and functions.

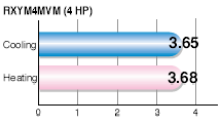

Quiet operation features that achieve total comfort

Quietness is yet another important feature of Daikin's VRV II-S system. To reduce noise and ensure comfortable operation, latest technologies and features are applied to the outdoor units.

Nighttime quiet operation function

2 modes*1 with low operating sound level at night.

MODE 1 Automatic mode
Set on the outdoor PCB. Time of maximum temperature is memorized. The low operating mode will become active 8 hours*2 after the peak temperature in the daytime, and operation will return to normal 9 hours*3 after that.

MODE 2 Customized mode
Starting time and ending time can be input. (External control adaptor for outdoor unit, DTA104A61 or DTA104A62, and a subsequently obtained timer are necessary.)

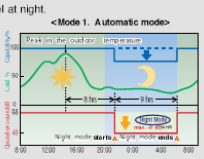

*1. Determine which mode to select depending on the climatic characteristics of each country.
*2. Initial setting. Can be selected from 6, 8 and 10 hours.
*3. Initial setting. Can be selected from 8, 9 and 10 hours.

Note: • This function is available in setting at site.
• The relationship of outdoor temperature (load) and time shown in the graph is just an example.

A collection of cutting-edge technologies realizes efficient and quite operation.



1 Smooth Air Inlet Bell Mouth and Aero Spiral Fan

These two new features work to significantly reduce noise. Guides are added to the bell mouth intake to reduce turbulence in the airflow generated by fan suction. The new Aero Spiral Fan features fan blades with the bent blade edges, further reducing turbulence.

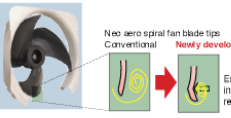

2 DC fan motor

Efficiency improved in all areas compared to conventional AC motors, especially at low speeds.

DC fan motor structure

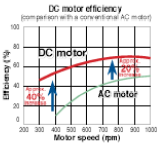

Note: Data are based on studies conducted under controlled conditions at a Daikin laboratory.

3 Super Aero Grille

Refined ventilation mechanism enables further reduction in required fan power.

4 Reluctance DC Scroll Compressor

Overheating losses are reduced by pressurizing the area around the motor, boosting energy saving performance in conjunction with other features.

>> Powerful magnets

Use of neodymium magnets in the motor enables efficient generation of high torque, reducing the size of the compressor.

Neodymium magnets are much more powerful than the commonly used ferrite magnets.

>> Smooth sine wave DC inverter

Use of an optimized sine wave smoothes motor rotation, further improving operating efficiency.

>> Stronger materials

The strength of the casing has been increased by boosting the internal dome pressure.

>> Optimal refrigerant configuration

Changes to the shape of the spiral and volume ratio result in optimal refrigerant layout.

5 SC heat exchanger

A larger sub-cooled area reduces refrigerant flow sound by making it easier to form a liquid seal in front of the electrical valve.

Design flexibility and easy installation

Long refrigerant piping lengths, multiple indoor unit combinations and simple piping and wiring. The VRV II-S system offers the broad design flexibility that ensures total freedom for home design both inside and out, and saves labour and cost during installation.

As many as 9 indoor units can be connected to single outdoor unit

Multiple indoor unit combinations are possible*. As many as 9 indoor units can be connected to single outdoor unit, making the VRV II-S a highly versatile system.

* Indoor units can be connected up to 130% of the capacity of the outdoor unit.

Simple wiring and piping connection

Unique piping and wiring systems make it possible to install a VRV II-S system quickly and easily.

>> Super wiring system

A super wiring system is used to enable shared use of the wiring between indoor and outdoor units and the central control wiring, with a relatively simple wiring operation. The DIII-NET communication system is employed to enable the use of advanced control system.

For a **6 HP** installation

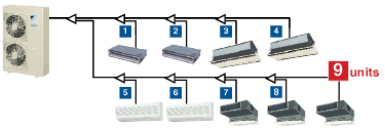

>> **8 indoor units** for a **5 HP** installation

>> **6 indoor units** for a **4 HP** installation

Long piping design possible

The VRV II-S provides the long piping length possibility of 120 m, with a total piping length of 300 m. If the outdoor unit is installed above indoor units the height difference can be up to a maximum of 50 m. These generous allowances facilitate an extensive variety of system designs.

Actual piping length
120 m

Total piping length
300 m

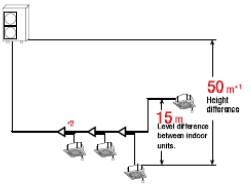

Note: *1. 40 m when the outdoor unit is installed below indoor units.
*2. Maximum piping length between the indoor unit and the first branch is 40 m.

>> REFNET piping system

Daikin's advanced REFNET piping system makes installation easy. Only two main refrigerant lines are required in any one system. REFNET greatly reduces the imbalances in refrigerant flow between units, while using small-diameter piping.

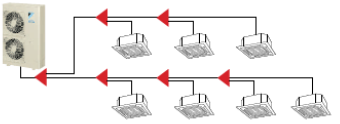

REFNET piping kits (options)

Name of options	RX(Y)M4MVM(T) RX(Y)M5MVM(T) RX(Y)M6MVM(T)
REFNET header	KHRJ26K11H (Max. 4 branch) KHRJ26K18H (Max. 8 branch)
REFNET Joint	KHRJ26K11T, KHRJ26K18T

Wide operating temperature range

Operating range for heating now as low as **-20°C WB**

The VRV II-S system offers least limitations to where it may be installed. The operating temperature range for heating goes all the way down to -20°C, while cooling can be performed with outdoor temperatures as high as 46°C. Both these achievements are due to the employment of a high-pressure dome-type compressor.

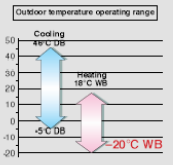

Control systems

The VRV II-S system uses the same DIII-NET communication system as the VRV, enabling the use of advanced control systems.

Advanced Control System

DCS601B51

intelligent touch Controller (Optional)

The all-in-one color LCD controller offers high functionality in the smallest of size.

- Color LCD touch panel icon display
- Small manageable size
- Simplified engineering
- Multi language (English, French, Italian, German, Spanish and Chinese)
- Yearly schedule
- P.P.D. (Power Proportional Distribution function)
- AIRNET service (optional failure prediction)*1
- Auto heat/cool change-over
- Temperature limitation
- History of 300 actions

*1 There are restrictions in applicable areas and times, therefore please consult us separately for details.

Centralized Control Systems

Central remote controller
DCS302B51

Central remote controller (Optional)

64 groups (zones) of indoor units can be controlled individually same as LCD Remote controller.

- Max. 64 groups (128 indoor units controllable)
- Max. 128 groups (128 indoor units) are controllable by using 2 central remote controllers, which can control from 2 different places.
- Zone control
- Malfunction code display
- Max. wiring length 1,000 m (Total: 2,000 m)
- Combination with Unified ON/OFF controller, schedule timer and BMS system

Unified ON/OFF controller
DCS301B51

Unified ON/OFF controller (Optional)

16 groups of indoor units can be operated simultaneously/individually.

- Max. 16 groups (128 indoor units) controllable
- 2 remote controllers can be used to control from 2 different places.
- Operating status indication (Normal operation, Alarm)
- Centralized control indication
- Max. wiring length 1,000 m (Total: 2,000 m)
- Compact size casing (Thickness: 16 mm)
- Combination with Central Remote controller, Schedule timer and BMS system

Schedule timer
DST301B51

Schedule timer (Optional)

Max. 128 indoor units can be operated as programmed schedule.

- Max. 128 indoor units controllable
- 8 types of weekly schedule
- Max. 48 hours back up power supply
- Max. wiring length 1,000 m (Total: 2,000 m)
- Compact size casing (Thickness: 16 mm)
- Combination with Central Remote controller, Unified ON/OFF controller and BMS system

Individual Control System

Set back time clock
BRC15A61

Set back time clock (Optional)

Provides 2 sets of on/off times within a day.

- Connected to LCD wired remote controller (BRC type), this time clock can set 2 sets of on/off times in an increment of 30 minutes within a day. For each on/off setting a temperature setting is also possible.

Outdoor unit specifications

Cooling only type

Model		RXM4MVM	RXM5MVM	RXM6MVM
Power supply[1]		1 phase, 220-230 V, 50 Hz		
Cooling capacity (*1)	kW	11.2	14.0	15.5
Capacity control	%	24 to 100		
Casing color		Ivory white		
Compressor		F-type scroll		
	Motor output kW	2.5	3.0	3.5
Air flow rate	m³/min	106	106	106
Dimensions (H x W x D)	mm	1,345 x 900 x 320		
Machine weight	kg	130		
Sound level (220 V)	dB (A) (*3)	51	52	53
Refrigerant		R22		
Refrigerant charge	kg	5.2	5.2	5.2
Refrigerant oil		SUNISO 4GS DID-K		
Refrigerant oil charge	ℓ	1.5	1.5	1.5
Piping connections	Liquid pipe mm	ø9.5 (Flare)		
	Gas pipe mm	ø19.1 (Flare)		

Heat pump type

Model	50 Hz 60 Hz	RXYM4MVM RXYM4MVMT	RXYM5MVM RXYM5MVMT	RXYM6MVM RXYM6MVMT
Power supply[1]		VM: 1 phase, 220-230 V, 50 Hz / VMT: 1 phase, 220 V, 60 Hz		
Cooling capacity (*1)	kW	11.2	14.0	15.5
Heating capacity (*2)	kW	12.5	16.0	18.0
Capacity control	%	24 to 100		
Casing color		Ivory white		
Compressor		F-type scroll		
	Motor output kW	2.5	3.0	3.5
Air flow rate	m³/min	106	106	106
Dimensions (H x W x D)	mm	1,345 x 900 x 320		
Machine weight	kg	130		
Sound level (220 V) (C/H)	dB (A) (*3)	51/52	52/53	53/54
Refrigerant		R22		
Refrigerant charge	kg	5.2	5.2	5.2
Refrigerant oil		SUNISO 4GS DID-K		
Refrigerant oil charge	ℓ	1.5	1.5	1.5
Piping connections	Liquid pipe mm	ø9.5 (Flare)		
	Gas pipe mm	ø19.1 (Flare)		

Note: 1. Models rated at 240 V, 50 Hz are not presently available.
2. Specifications are based on the following conditions;
- Cooling: (*1) Indoor temp. of 27°C DB, 19.0°C WB, and outdoor temp. of 35.0°C DB.
- Heating: (*2) Indoor temp. of 20°C DB, and outdoor temp. of 7°C DB, 6°C WB.
- (*1)(*2) Equivalent piping length: 7.5 m, level difference 0 m.
- Sound level: (*3) Anechoic chamber conversion value, measured at a point 1 m in front of the unit at a height of 1.5 m. During actual operation, these values are normally somewhat higher as a result of ambient conditions.